



# TRAVEL THE UNKNOWN

TAKE THE ROAD LESS TRAVELLED

**ZAPOTECAN VILLAGE TREK**

**8 days**



## Countries visited

Mexico

## Tour Highlights

- Relive the day's adventures around your own lodge's fire
- Experience the warm welcome of the Zapotecs
- Witness an incredible array of biodiversity
- Do your bit for the environment & economy of this region
- Take a high altitude zip-wire ride

## Places visited

Oaxaca • Cuajimoloyas • Latuvi • Amatlan

## What's included

- International return flight (where indicated)
- Airport pick-up & drop-off
- Return internal flights from Mexico City

# ZAPOTECAN VILLAGE TREK





- Ground transport
- Accommodation
- Entrance fees parks
- Most meals (refer to itinerary for meal plan)
- Drivers, guides and translators

*All accommodation subject to availability. Final accommodation choices will be confirmed after booking.*

## Your Itinerary Explained




Date	Place visited	Meals
	<p>The first part of the text in each day is the itinerary schedule and will explain what you will normally see/do during this day of your itinerary.</p> <p>---</p> <p><i>The part of the day's text in italics (and comes after the three dashes "---") is background information on the places or sites on that day of your itinerary. It is not part of your itinerary and may mention places that will not be visited on your itinerary. If you have any questions please ask us. Travel times where noted are only meant as a guideline.</i></p>	<p>B: Breakfast</p> <p>L: Lunch</p> <p>D: Dinner</p>

## Tour Itinerary

Day 1	Oaxaca	Meals
	<p>Fly from Mexico City into Oaxaca. You will be met at the airport by a Travel The Unknown representative and brought to your hotel. Rest of the day free.</p>	N/A
Oaxaca		
Day 2	Llano Grande	Meals
	<p>Drive North to the village of Llano Grande in the Sierra Norte mountain range. Start a 4 hour hiking loop in the surrounding cloud forest before returning for a late lunch. Afternoon free to relax or visit the village. Dinner and overnight in Llano Grande. A fire will be lit in the fireplace in your room in the evening here.</p> <p>---</p>	B L D
Sierra Norte		

*The Sierra Norte is an area of incredible **biodiversity** and home to over **400 birds and 350 butterfly species** as well as jaguar, spider monkeys and tapirs. The Sierra is also the site of mixed pine-oak forests, classified by the World Wildlife Fund as being the richest and most varied on earth and **one of the world's oldest ecosystems**. It is estimated to be over twenty million years old.*

*The **Zapotec people** of the Sierra Norte live from their forests and mineral resources. In 1998 an ecotourism project was founded to protect and preserve this nature system in a sustainable way (Expediciones Sierra Norte A.C.). A small tourism infrastructure has been established and the tours offered in the area are organized by the villagers themselves. Guides from the villages accompany us during our walks and explain the different kinds of animals and plants and their uses.*

Day 3	Cuajimoloyas	Meals
 <p>Cuajimoloyas</p>	<p>Hike to Cuajimoloyas via Cueva de la Iglesia (5 hours). Lunch at Cuajimoloyas. Optional afternoon hike to El Mirador (viewpoint) or visit of a traditional healer.</p> <p>---</p> <p><i><b>Cuajimoloyas</b> is 56 kilometers (37 miles) northeast of Oaxaca City. Cuajimoloyas is known for its annual <i>Feria de Hongos</i> or Mushroom Festival held in late July or early August, which is near the beginning of the rainy season. The elevation of Cuajimoloyas is 3160m/10,370', and the average temperature is 48°F, so you will need warm clothing at any time of the year, and especially after dark. Good reasons to visit include good nature hikes and bike rides.</i></p>	B L D
Day 4	Latuvi	Meals
 <p>Latuvi</p>	<p>Hike to Latuvi (5½ hours). Lunch at a trout farm. Overnight in the cabins of Latuvi.</p> <p>---</p>	B L D
Day 5	Amatlan	Meals
 <p>Amatlan</p>	<p>Hike from Latuvi to Amatlan along Camino Real (6 hours). Optional temazcal (traditional steam bath) in the late afternoon. Overnight in the cabins of Amatlan.</p> <p>---</p>	B L D

## Day 6

### La Natividad - Capulalpam

#### Meals



Oaxaca


Free morning or hike from Amatlan to La Natividad / Capulalpam. After lunch visit of the center for traditional medicine in Capulalpam. Drive back to Oaxaca city. Overnight in Oaxaca.

B L

## Day 7

### Oaxaca

#### Meals



Oaxaca - The  
Centro de  
Esperanza

Day tour of Oaxaca. Visit of Santo Domingo church and the ethnobotanical garden. Walk along the main pedestrian street down to the main plaza ('El Zocalo') and visit the cathedral and the central '20 de noviembre' market stopping at different stands for an explanation of the uses of medicinal plants. Sample chillies, taste various local products such as *agua de horchata con tuna y nueces* (rice water with prickly pear and walnuts), the famous *chapulines* (grasshoppers) and *nieves* (home-made ice cream - with hundreds of flavours). Lunch at the [Centro de Esperanza Infantil](#) with an explanation of the work they do. Overnight in Oaxaca.

B L

---  
*The Centro de Esperanza Infantil is a part of the Oaxaca Street Children Grassroots organisation. Focusing on community participation and volunteering, their goal is to lessen poverty through education. Making a difference begins at the grassroots level and requires community involvement and volunteer action to promote learning, greater self-esteem, and personal achievement and to remove the physical, emotional, medical or financial barriers that hinder children from receiving an education.*

## Day 8

### Oaxaca - Departure

#### Meals



Flight

Breakfast. Drop to the airport for departure to Mexico City.

B